

Special Information Sheet

How to Turn Off the Testifire Service Reminder



> Scope

Applicable to Testifire 1000 and 2000. Testifire originally required an annual service, which was changed to every two years from June 2016, and switched off completely in March 2018. A "Service Reminder" on the units before March 2018 reminded users when this was due.

If the reminder comes on and the unit is operating satisfactorily, the reminder should be turned off from the units menu, and the unit will continue to operate as normal.

> Notification

Testifire models 1000 and 2000 Mk1 and Mk2 (from firmware version 5.4) allows the user to turn Service notification screens off. Anyone that is using an earlier firmware version and wishes to enable this option will need to carry out a Testifire firmware upgrade. Please see <https://www.sdofire.com/product-support/> for further information on Testifire firmware updates.

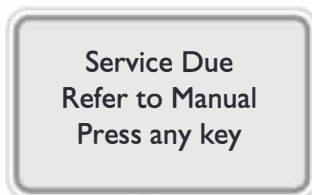


Fig 1

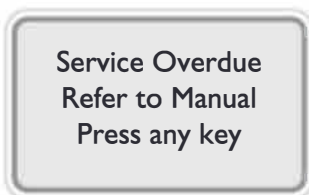


Fig 2

> How to Turn Off the Service Reminder (firmware version 5.4 or later)

To disable the Testifire Service Reminders, press the 'MENU' key and using the 'UP' and 'DOWN' keys on the keypad, navigate to 'Service' (Fig 3) and select using the 'ENTER' key.

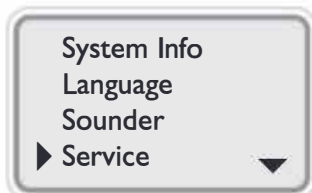


Fig 3

Special Information Sheet

How to Turn Off the Testifire Service Reminder

Use the 'ENTER' key also to select 'ON' or 'OFF' for the 'Reminder' (Fig 4). This will turn off, both the Service Due and Over Due reminders (Fig 1 and Fig 2).

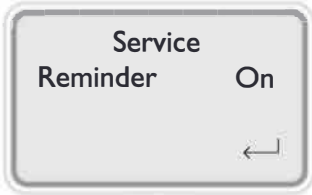


Fig 4

> Further Information

Should you require any further information please contact:

SDi Service at 732-751-9266 or
Email service@sctifire.com



SDi, LLC
3535 State Highway 66 Parkway
100 Building 6 Neptune, NJ
07753 USA

Tel: 732-751-9266
sales@sdiire.com
www.sdifire.com

